


Fixations

screws and washers






INJ.32 / INJ.23 / INJ.36

Screws for fastening doorframes and insulated panels.




Ref	Thread	
INJ.32	M08	1000 pcs
INJ.23	M10	1000 pcs
INJ.36	M12	1000 pcs

Standard RAL colours:



Standard RAL colours:



INJ.235

Screw with steel insert.


Ref	Thread	
INJ.235	M10	500 pcs

Recommended for ceiling suspensions and outdoor fixations






INJ.24


Washer for screw

Ref	
INJ.24	1000 pcs / 50 pcs

Sold separately.


Standard RAL colours:





INJ.T32 / INJ.T23 / INJ.T36

Screw with "through hole"

Ref	Thread	
INJ.T32	M08	50 pcs
INJ.T23	M10	50 pcs
INJ.T36	M12	50 pcs


Standard RAL colours:


Important

>> Above screws feature thermal break even when used with steel threaded rods (alternative to nylon) Rods are not in our product range.

Fixations ceiling suspension




FIX.01



FIX.02



FIX.03

Ref	Measurements	
FIX.01	M10 thread size	300 pcs
FIX.02	M10 thread size	250 pcs
FIX.03	ø 08 or 10 or 12 mm	50 pcs

It's the user's responsibility to check, handle and install in compliance with the building regulations, the safety factors and according to the professional know-how... in application at the location of installation. Technical data available upon written request.

lm = linear meter